

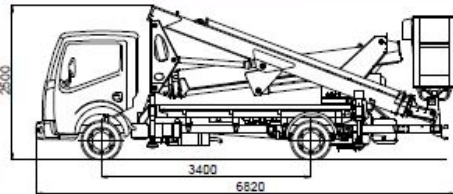
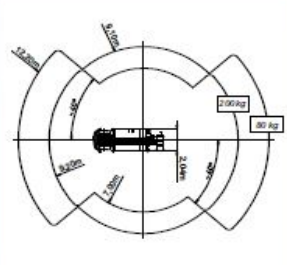
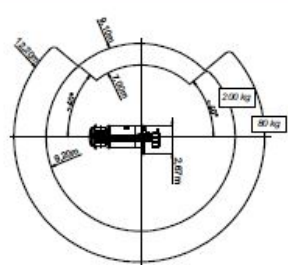
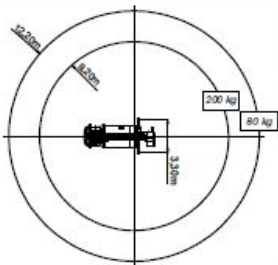
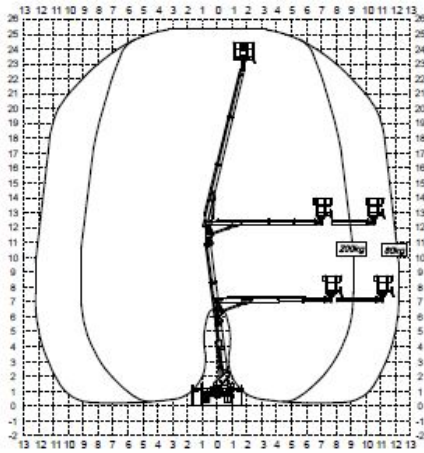
TIPOLOGIA MEZZO : PIATTAFORME AUTOCARRATE

MODELLO	PESO	PATENTE	BRACCIO	ALTEZZA	SBRACCIO
MX 250			Articolato	25 mt	12 mt

348 3965 490 - 349 4616 513

WWW.GERENTAL.IT

TIPOLOGIA MEZZO : PIATTAFORME AUTOCARRATE



MX250

Hauteur de travail	Max working height	Maximale Arbeitshöhe	Altezza max di lavoro	25,30 m
Hauteur pancher nacelle	Maximum platform height	Maximale Plattformhöhe	Altezza piano calpestio cestello	23,30 m
Déport max de travail	Max working outreach	Maximale seitliche Reichweite	Straccio max di lavoro	9,20 m (200Kg) - 12,20 (80kg)
Rotation de la tour	Turret rotation	Schwenkbereich	Rotazione torretta	400°
Rotation de la nacelle	Cage rotation	Hydraulische Korbdrehung	Rotazione idraulica del cestello	90°+90°
Sortie télescopique des bras	Boom telescopic amplitude	Teleskopauschub	Riscossione telescopica dei bracci	11,80 m
Dimensions max nacelle	Max cage dimensions	Max Arbeitskorbabmessungen	Dimensioni max del cestello	1,40 x 0,70 x 1,10 m
Charge utile en nacelle	Safe working load on cage	Tragfähigkeit	Portata cestello	200 kg
Divers max admissible	Max admissible slope	Maximale zulässige Neigung	Pendenza ammissibile	1°

348 3965 490 - 349 4616 513

WWW.GERENTAL.IT